

E.ON SE FUTURE (EOAI) - EUX/C10

2024/10/18 19:07:09

Price
12.8927 EURDifference  -0.45% (-0.06)

General attributes

Symbol	EOAIC10
Exchange	Eurex
Currency	EUR
Security type	Future
Underlying	E.ON SE
Maturity	08-2025
Contract size	100

Market data

Bid (Bid size)	- EUR (-)
Ask (Ask size)	- EUR (-)
Open	12.8927 EUR
High	12.8927 EUR
Low	12.8927 EUR
Close (prev. day)	12.9511 EUR
Underlying	E.ON SE
Underlying price (date)	13.025 (24/10/18)
Settlement price (date)	12.92 (24/10/18)
Open Interest	0

Performance and Risk

	6m	1Y	3Y
Perf (%)	+5.78%	+18.30%	-
Perf (abs.)	+0.70	+1.99	-
Beta	-	-	-
Volatility	19.80	18.73	-

Futures and Options

Related Futures	-
Related Options	-











Information about previous performance does not guarantee future performance.
Source: FactSet

Price data

Ø price 5 days Ø volume 5 days (pcs.)	12.9741 EUR (0)
Ø price 30 days Ø volume 30 days (pcs.)	13.1302 EUR (0)
Ø price 100 days Ø volume 100 days (pcs.)	12.7836 EUR (0)
Ø price 250 days Ø volume 250 days (pcs.)	12.3414 EUR (0)
YTD High date	13.6153 EUR (2024/09/17)
YTD Low date	11.6406 EUR (2024/02/27)
52 Weeks High date	13.6153 EUR (2024/09/17)
52 Weeks Low date	10.8099 EUR (2023/10/20)

Recent Research

on underlying	on sector	on market		
Date			Headline	Download
2022/12/19			Global Equity Ratings	
2022/11/28			Global Equity Ratings	
2022/11/18			Global Equity Ratings	
2022/10/31			Global Equity Ratings	
2022/10/05			Global Equity Ratings	