

E.ON SE FUTURE (EOAI) - EUX/C10

2024/05/06 18:29:38

Price
12.5587 EURDifference  -0.13% (-0.02)

General attributes

| | |
|---------------|---------|
| Symbol | EOAIC10 |
| Exchange | Eurex |
| Currency | EUR |
| Security type | Future |
| Underlying | E.ON SE |
| Maturity | 03-2025 |
| Contract size | 100 |

Market data

| | |
|-------------------------|------------------|
| Bid (Bid size) | - EUR (-) |
| Ask (Ask size) | - EUR (-) |
| Open | 12.5587 EUR |
| High | 12.5587 EUR |
| Low | 12.5587 EUR |
| Close (prev. day) | 12.5745 EUR |
| Underlying | E.ON SE |
| Underlying price (date) | 12.70 (24/05/21) |
| Settlement price (date) | 13.07 (24/05/20) |
| Open Interest | 0 |

Performance and Risk

| | 6m | 1Y | 3Y |
|-------------|---------|--------|----|
| Perf (%) | +12.06% | +3.49% | - |
| Perf (abs.) | +1.33 | +0.42 | - |
| Beta | - | - | - |
| Volatility | 18.03 | 17.64 | - |

Futures and Options

| | |
|-----------------|---|
| Related Futures | - |
| Related Options | - |













Information about previous performance does not guarantee future performance.
Source: FactSet

Price data

| | |
|---|--------------------------|
| Ø price 5 days Ø volume 5 days (pcs.) | 12.4027 EUR (0) |
| Ø price 30 days Ø volume 30 days (pcs.) | 12.4312 EUR (0) |
| Ø price 100 days Ø volume 100 days (pcs.) | 12.2427 EUR (0) |
| Ø price 250 days Ø volume 250 days (pcs.) | 11.7614 EUR (0) |
| YTD High date | 12.8635 EUR (2024/03/28) |
| YTD Low date | 11.6406 EUR (2024/02/27) |
| 52 Weeks High date | 12.8635 EUR (2024/03/28) |
| 52 Weeks Low date | 10.5344 EUR (2023/10/03) |

Recent Research

| on underlying | on sector | on market | | |
|---------------|---|-----------|-----------------------|---|
| Date | | | Headline | Download |
| 2022/12/19 |  | | Global Equity Ratings |  |
| 2022/11/28 |  | | Global Equity Ratings |  |
| 2022/11/18 |  | | Global Equity Ratings |  |
| 2022/10/31 |  | | Global Equity Ratings |  |
| 2022/10/05 |  | | Global Equity Ratings |  |