

# CTS EVENTIM AG & CO. KGAA FUTURE (EVDF) - EUX/C11

2024/07/19 19:03:41

**Price**  
**80.4305** EUR  
 Difference  -0.07% (-0.06)

**General attributes**

Symbol	EVDFC11
Exchange	Eurex
Currency	EUR
Security type	Future
Underlying	CTS EVENTIM AG & CO. KGAA
Maturity	06-2025
Contract size	100

**Market data**

Bid (Bid size)	- EUR (-)
Ask (Ask size)	- EUR (-)
Open	80.4305 EUR
High	80.4305 EUR
Low	80.4305 EUR
Close (prev. day)	80.4894 EUR
Underlying	CTS EVENTIM AG & CO. KGAA
Underlying price (date)	79.15 (24/07/22)
Settlement price (date)	80.68 (24/07/19)
Open Interest	0

**Performance and Risk**

	6m	1Y	3Y
Perf (%)	+33.35%	+23.77%	-
Perf (abs.)	+20.11	+15.45	-
Beta	-	-	-
Volatility	29.17	27.42	-

**Futures and Options**

Related Futures	-
Related Options	-

5Y







Information about previous performance does not guarantee future performance.  
 Source: FactSet

**Price data**

Ø price 5 days   Ø volume 5 days (pcs.)	80.7419 EUR (0)
Ø price 30 days   Ø volume 30 days (pcs.)	80.3547 EUR (0)
Ø price 100 days   Ø volume 100 days (pcs.)	80.9922 EUR (0)
Ø price 250 days   Ø volume 250 days (pcs.)	67.4786 EUR (0)
YTD High   date	87.1064 EUR (2024/04/08)
YTD Low   date	60.1533 EUR (2024/01/11)
52 Weeks High   date	87.1064 EUR (2024/04/08)
52 Weeks Low   date	54.2194 EUR (2023/09/26)

**Recent Research**

on sector		on market	
Date		Headline	Download
2024/07/12		Global Equity Ratings	
2024/06/21		Global Equity Ratings	
2024/06/14		Global Equity Ratings	
2024/05/29		Global Equity Ratings	
2024/04/26		Global Equity Ratings	