

FAURECIA S.A. FUTURE (FAUF) - EUX/C11

2024/07/16 18:50:17

Price
11.3842 EUR

Difference  -1.31% (-0.15)

General attributes

Symbol	FAUFC11
Exchange	Eurex
Currency	EUR
Security type	Future
Underlying	FORVIA SE
Maturity	05-2025
Contract size	100

Market data

Bid (Bid size)	- EUR (-)
Ask (Ask size)	- EUR (-)
Open	11.3842 EUR
High	11.3842 EUR
Low	11.3842 EUR
Close (prev. day)	11.535 EUR
Underlying	FORVIA SE
Underlying price (date)	11.025 (24/07/16)
Settlement price (date)	11.38 (24/07/16)
Open Interest	0

Performance and Risk

	6m	1Y	3Y
Perf (%)	-41.25%	-52.22%	-
Perf (abs.)	-8.10	-12.61	-
Beta	-	-	-
Volatility	65.82	51.71	-

Futures and Options

Related Futures	-
Related Options	-

5Y











Information about previous performance does not guarantee future performance.
Source: FactSet

Price data

Ø price 5 days Ø volume 5 days (pcs.)	11.3592 EUR (0)
Ø price 30 days Ø volume 30 days (pcs.)	11.8154 EUR (0)
Ø price 100 days Ø volume 100 days (pcs.)	13.6765 EUR (0)
Ø price 250 days Ø volume 250 days (pcs.)	17.3931 EUR (0)
YTD High date	21.0246 EUR (2024/01/02)
YTD Low date	10.9631 EUR (2024/07/09)
52 Weeks High date	25.6401 EUR (2023/07/24)
52 Weeks Low date	10.9631 EUR (2024/07/09)

Recent Research

on sector		on market	
Date		Headline	Download
2024/07/12		Global Equity Ratings	
2024/06/24		Pilulka Lékárný	
2024/06/21		Global Equity Ratings	
2024/06/14		Global Equity Ratings	
2024/05/29		Global Equity Ratings	