

FACEBOOK INC FUTURE (FBUF) - EUX/C10

2024/09/16 18:46:43

Price
537.7758 USD

Difference  -0.57% (-3.07)

General attributes

Symbol	FBUFC10
Exchange	Eurex
Currency	USD
Security type	Future
Underlying	META PLATFORMS INC. CLASS A
Maturity	06-2025
Contract size	100

Market data

Bid (Bid size)	- USD (-)
Ask (Ask size)	- USD (-)
Open	537.7758 USD
High	537.7758 USD
Low	537.7758 USD
Close (prev. day)	540.8474 USD
Underlying	META PLATFORMS INC. CLASS A
Underlying price (date)	533.28 (24/09/16)
Settlement price (date)	537.78 (24/09/16)
Open Interest	0

Performance and Risk

	6m	1Y	3Y
Perf (%)	+7.10%	+69.34%	-
Perf (abs.)	+35.63	+220.21	-
Beta	-	-	-
Volatility	41.41	39.63	-

Futures and Options

Related Futures	-
Related Options	-

5Y












Information about previous performance does not guarantee future performance.
Source: FactSet

Price data

Ø price 5 days Ø volume 5 days (pcs.)	529.7955 USD (0)
Ø price 30 days Ø volume 30 days (pcs.)	535.1101 USD (0)
Ø price 100 days Ø volume 100 days (pcs.)	516.0642 USD (0)
Ø price 250 days Ø volume 250 days (pcs.)	441.9444 USD (0)
YTD High date	556.9731 USD (2024/08/15)
YTD Low date	359.7993 USD (2024/01/02)
52 Weeks High date	556.9731 USD (2024/08/15)
52 Weeks Low date	301.3927 USD (2023/10/26)

Recent Research

on underlying	on sector	on market	
Date		Headline	Download
2024/09/11		Global Equity Ratings	
2024/09/05		Global Equity Ratings	
2024/08/12		Global Equity Ratings	
2024/07/24		Global Equity Ratings	
2024/07/12		Global Equity Ratings	