

FACEBOOK INC FUTURE (FBUF) - EUX/C10

2024/05/06 18:29:40

Price
478.1466 USD

Difference  1.92% (8.99)

General attributes

Symbol	FBUFC10
Exchange	Eurex
Currency	USD
Security type	Future
Underlying	META PLATFORMS INC. CLASS A
Maturity	03-2025
Contract size	100

Market data

Bid (Bid size)	- USD (-)
Ask (Ask size)	- USD (-)
Open	478.1466 USD
High	478.1466 USD
Low	478.1466 USD
Close (prev. day)	469.1546 USD
Underlying	META PLATFORMS INC. CLASS A
Underlying price (date)	504.16 (24/06/14)
Settlement price (date)	521.18 (24/06/14)
Open Interest	0

Performance and Risk

	6m	1Y	3Y
Perf (%)	+44.52%	+98.75%	-
Perf (abs.)	+147.30	+237.57	-
Beta	-	-	-
Volatility	43.01	36.76	-

Futures and Options

Related Futures	-
Related Options	-

5Y












Information about previous performance does not guarantee future performance.
Source: FactSet

Price data

Ø price 5 days Ø volume 5 days (pcs.)	461.4721 USD (0)
Ø price 30 days Ø volume 30 days (pcs.)	509.8442 USD (0)
Ø price 100 days Ø volume 100 days (pcs.)	460.6979 USD (0)
Ø price 250 days Ø volume 250 days (pcs.)	372.2334 USD (0)
YTD High date	549.1739 USD (2024/04/05)
YTD Low date	359.7993 USD (2024/01/02)
52 Weeks High date	549.1739 USD (2024/04/05)
52 Weeks Low date	241.4805 USD (2023/05/08)

Recent Research

on underlying	on sector	on market	
Date		Headline	Download
2024/06/14		Global Equity Ratings	
2024/05/29		Global Equity Ratings	
2024/04/26		Global Equity Ratings	
2024/04/03		Global Equity Ratings	
2024/03/13		Global Equity Ratings	