

RELX PLC FUTURE (ELVH) - EUX/C13

2024/06/21 19:17:07

Price
43.4741 EURDifference  -0.25% (-0.11)

General attributes

Symbol	ELVHC13
Exchange	Eurex
Currency	EUR
Security type	Future
Underlying	RELX PLC
Maturity	07-2025
Contract size	100

Market data

Bid (Bid size)	- EUR (-)
Ask (Ask size)	- EUR (-)
Open	43.4741 EUR
High	43.4741 EUR
Low	43.4741 EUR
Close (prev. day)	43.5821 EUR
Underlying	RELX PLC
Underlying price (date)	3.604.00 (24/06/26)
Settlement price (date)	43.84 (24/06/25)
Open Interest	0

Performance and Risk

	6m	1Y	3Y
Perf (%)	+19.84%	+40.26%	-
Perf (abs.)	+7.20	+12.48	-
Beta	-	-	-
Volatility	20.21	18.29	-

Futures and Options

Related Futures	-
Related Options	-

5Y












Information about previous performance does not guarantee future performance.
Source: FactSet

Price data

Ø price 5 days Ø volume 5 days (pcs.)	43.4100 EUR (0)
Ø price 30 days Ø volume 30 days (pcs.)	- EUR (-)
Ø price 100 days Ø volume 100 days (pcs.)	40.3210 EUR (0)
Ø price 250 days Ø volume 250 days (pcs.)	35.8705 EUR (0)
YTD High date	43.5821 EUR (2024/06/20)
YTD Low date	36.0992 EUR (2024/01/02)
52 Weeks High date	43.5821 EUR (2024/06/20)
52 Weeks Low date	29.3114 EUR (2023/07/11)

Recent Research

on sector			
Date		Headline	Download
2024/06/21		Global Equity Ratings	
2024/06/14		Global Equity Ratings	
2024/05/29		Global Equity Ratings	
2024/04/26		Global Equity Ratings	
2024/04/03		Global Equity Ratings	