

CTS EVENTIM AG & CO. KGAA FUTURE (EVDF) - EUX/C12

2024/09/17 18:45:53

Price
87.2466 EUR

Difference  -0.13% (-0.11)

General attributes

Symbol	EVDFC12
Exchange	Eurex
Currency	EUR
Security type	Future
Underlying	CTS EVENTIM AG & CO. KGAA
Maturity	08-2025
Contract size	100

Market data

Bid (Bid size)	- EUR (-)
Ask (Ask size)	- EUR (-)
Open	87.2466 EUR
High	87.2466 EUR
Low	87.2466 EUR
Close (prev. day)	87.3561 EUR
Underlying	CTS EVENTIM AG & CO. KGAA
Underlying price (date)	85.90 (24/09/18)
Settlement price (date)	87.25 (24/09/17)
Open Interest	0

Performance and Risk

	6m	1Y	3Y
Perf (%)	+11.12%	+53.46%	-
Perf (abs.)	+8.73	+30.39	-
Beta	-	-	-
Volatility	31.39	27.49	-

Futures and Options

Related Futures	-
Related Options	-









Information about previous performance does not guarantee future performance.
Source: FactSet

Price data

Ø price 5 days Ø volume 5 days (pcs.)	88.0818 EUR (0)
Ø price 30 days Ø volume 30 days (pcs.)	85.0520 EUR (0)
Ø price 100 days Ø volume 100 days (pcs.)	82.7409 EUR (0)
Ø price 250 days Ø volume 250 days (pcs.)	72.1555 EUR (0)
YTD High date	89.0963 EUR (2024/08/22)
YTD Low date	60.3104 EUR (2024/01/11)
52 Weeks High date	89.0963 EUR (2024/08/22)
52 Weeks Low date	54.4190 EUR (2023/09/26)

Recent Research

on sector		on market	
Date		Headline	Download
2024/09/11		Global Equity Ratings	
2024/09/05		Global Equity Ratings	
2024/08/12		Global Equity Ratings	
2024/07/24		Global Equity Ratings	
2024/07/12		Global Equity Ratings	