

CECE EXTENDED EUR INDEX FUTURE (FCEE) - EUX/C6

2024/07/26 18:28:19

Price
2,001.50 EURDifference  0.20% (4.00)

General attributes

Symbol	FCEEC6
Exchange	Eurex
Currency	EUR
Security type	Future
Underlying	AUSTRIA CECE OVERALL(EUR)
Maturity	06-2026
Contract size	1

Market data

Bid (Bid size)	- EUR (-)
Ask (Ask size)	- EUR (-)
Open	2,001.50 EUR
High	2,001.50 EUR
Low	2,001.50 EUR
Close (prev. day)	1,997.50 EUR
Underlying	AUSTRIA CECE OVERALL(EUR)
Underlying price (date)	1,975.10 (24/07/26)
Settlement price (date)	2,001.50 (24/07/26)
Open Interest	0

Performance and Risk

	6m	1Y	3Y
Perf (%)	+10.34%	+13.72%	-
Perf (abs.)	+187.50	+241.50	-
Beta	-	-	-
Volatility	19.48	18.11	-

Futures and Options

Related Futures	-
Related Options	-











Information about previous performance does not guarantee future performance.
Source: FactSet

Price data

Ø price 5 days Ø volume 5 days (pcs.)	2,015.30 EUR (0)
Ø price 30 days Ø volume 30 days (pcs.)	2,014.72 EUR (0)
Ø price 100 days Ø volume 100 days (pcs.)	1,928.92 EUR (0)
Ø price 250 days Ø volume 250 days (pcs.)	1,822.45 EUR (0)
YTD High date	2,095.00 EUR (2024/07/15)
YTD Low date	1,769.00 EUR (2024/01/17)
52 Weeks High date	2,095.00 EUR (2024/07/15)
52 Weeks Low date	1,584.50 EUR (2023/10/05)

Recent Research

on market		
Date	Headline	Download
2024/07/26	 Trendovník: Roboti od Muska, továrna bez lidí od Xiaomi, LEGO kostička z vesmírného prachu, kvantový počítač v Ostavě, nebo robotický agronom z Brna	
2024/07/26	 Akciové trhy - denní zpráva	
2024/07/25	 CEE Special Report Can we work more for longer?	
2024/07/25	 Akciové trhy - denní zpráva	
2024/07/25	 CZ Ranní restart	