

CECE EXTENDED EUR INDEX FUTURE (FCEE) - EUX/C6

2024/04/24 18:30:56	
Price	1,932.50 EUR
Difference	 -0.72% (-14.00)
General attributes	
Symbol	FCEEC6
Exchange	Eurex
Currency	EUR
Security type	Future
Underlying	AUSTRIA CECE OVERALL(EUR)
Maturity	12-2025
Contract size	1
Market data	
Bid (Bid size)	- EUR (-)
Ask (Ask size)	- EUR (-)
Open	1,932.50 EUR
High	1,932.50 EUR
Low	1,932.50 EUR
Close (prev. day)	1,946.50 EUR
Underlying	AUSTRIA CECE OVERALL(EUR)
Underlying price (date)	1,933.11 (24/04/25)
Settlement price (date)	1,932.50 (24/04/24)
Open Interest	0

Performance and Risk			
	6m	1Y	3Y
Perf (%)	+12.81%	+23.84%	-
Perf (abs.)	+219.50	+372.00	-
Beta	-	-	-
Volatility	15.87	17.34	-








Futures and Options	
Related Futures	-
Related Options	-



Information about previous performance does not guarantee future performance.
Source: FactSet

Price data	
Ø price 5 days Ø volume 5 days (pcs.)	1,925.90 EUR (0)
Ø price 30 days Ø volume 30 days (pcs.)	1,888.57 EUR (0)
Ø price 100 days Ø volume 100 days (pcs.)	1,873.27 EUR (0)
Ø price 250 days Ø volume 250 days (pcs.)	1,765.61 EUR (0)
YTD High date	1,956.00 EUR (2024/04/10)
YTD Low date	1,769.00 EUR (2024/01/17)
52 Weeks High date	1,956.00 EUR (2024/04/10)
52 Weeks Low date	1,546.50 EUR (2023/04/25)

Recent Research

on market		
Date	Headline	Download
2024/04/25	 Akciové trhy - denní zpráva	
2024/04/25	 Ranní restart	
2024/04/24	 Akciové trhy - denní zpráva	
2024/04/24	 Ranní restart: kontejnery, ropai, tep a Trendovník	
2024/04/23	 Akciové trhy - denní zpráva	