

## EVONIK INDUSTRIES AG FUTURE (EVKF) - EUX/C10

2024/07/26 18:35:14

Price  
**19.5195** EURDifference  -0.38% (-0.07)

## General attributes

Symbol	EVKFC10
Exchange	Eurex
Currency	EUR
Security type	Future
Underlying	EVONIK INDUSTRIES AG
Maturity	05-2025
Contract size	100

## Market data

Bid (Bid size)	- EUR (-)
Ask (Ask size)	- EUR (-)
Open	19.5195 EUR
High	19.5195 EUR
Low	19.5195 EUR
Close (prev. day)	19.5934 EUR
Underlying	EVONIK INDUSTRIES AG
Underlying price (date)	18.925 (24/07/26)
Settlement price (date)	19.52 (24/07/26)
Open Interest	0

## Performance and Risk

	6m	1Y	3Y
Perf (%)	+14.50%	+2.05%	-
Perf (abs.)	+2.47	+0.39	-
Beta	-	-	-
Volatility	19.82	20.96	-

## Futures and Options

Related Futures	-
Related Options	-












Information about previous performance does not guarantee future performance.  
Source: FactSet

## Price data

Ø price 5 days   Ø volume 5 days (pcs.)	19.5313 EUR (0)
Ø price 30 days   Ø volume 30 days (pcs.)	19.5389 EUR (0)
Ø price 100 days   Ø volume 100 days (pcs.)	18.5275 EUR (0)
Ø price 250 days   Ø volume 250 days (pcs.)	17.6136 EUR (0)
YTD High   date	19.9218 EUR (2024/06/20)
YTD Low   date	16.3869 EUR (2024/01/17)
52 Weeks High   date	19.9218 EUR (2024/06/20)
52 Weeks Low   date	15.6451 EUR (2023/10/25)

## Recent Research

on sector		on market	
Date		Headline	Download
2024/07/24		Global Equity Ratings	
2024/07/12		Global Equity Ratings	
2024/06/21		Global Equity Ratings	
2024/06/14		Global Equity Ratings	
2024/05/29		Global Equity Ratings	