

EIFFAGE S.A. FUTURE (EF3G) - EUX/C11

2024/09/02 18:39:50

Price
95.2333 EUR

Difference  0.28% (0.27)

General attributes

Symbol	EF3GC11
Exchange	Eurex
Currency	EUR
Security type	Future
Underlying	EIFFAGE S.A.
Maturity	07-2025
Contract size	100

Market data

Bid (Bid size)	- EUR (-)
Ask (Ask size)	- EUR (-)
Open	95.2333 EUR
High	95.2333 EUR
Low	95.2333 EUR
Close (prev. day)	94.9666 EUR
Underlying	EIFFAGE S.A.
Underlying price (date)	94.60 (24/09/03)
Settlement price (date)	95.23 (24/09/02)
Open Interest	0

Performance and Risk

	6m	1Y	3Y
Perf (%)	-4.81%	+5.20%	-
Perf (abs.)	-4.81	+4.71	-
Beta	-	-	-
Volatility	28.10	23.30	-

Futures and Options

Related Futures	-
Related Options	-













Information about previous performance does not guarantee future performance.
Source: FactSet

Price data

Ø price 5 days Ø volume 5 days (pcs.)	94.7671 EUR (0)
Ø price 30 days Ø volume 30 days (pcs.)	92.0516 EUR (0)
Ø price 100 days Ø volume 100 days (pcs.)	94.0110 EUR (0)
Ø price 250 days Ø volume 250 days (pcs.)	94.3670 EUR (0)
YTD High date	105.7934 EUR (2024/03/27)
YTD Low date	88.0303 EUR (2024/08/06)
52 Weeks High date	105.7934 EUR (2024/03/27)
52 Weeks Low date	81.7907 EUR (2023/10/03)

Recent Research

on sector		on market	
Date		Headline	Download
2024/08/12		Global Equity Ratings	
2024/07/24		Global Equity Ratings	
2024/07/12		Global Equity Ratings	
2024/06/21		Global Equity Ratings	
2024/06/14		Global Equity Ratings	

5Y