

E.ON SE FUTURE (EOAI) - EUX/C13

2024/04/30 18:39:14

Price
11.9933 EURDifference  -0.55% (-0.07)

General attributes

Symbol	EOAIC13
Exchange	Eurex
Currency	EUR
Security type	Future
Underlying	E.ON SE
Maturity	05-2025
Contract size	100

Market data

Bid (Bid size)	- EUR (-)
Ask (Ask size)	- EUR (-)
Open	11.9933 EUR
High	11.9933 EUR
Low	11.9933 EUR
Close (prev. day)	12.0601 EUR
Underlying	E.ON SE
Underlying price (date)	12.515 (24/05/03)
Settlement price (date)	12.11 (24/05/02)
Open Interest	0

Performance and Risk

	6m	1Y	3Y
Perf (%)	+7.85%	+2.81%	-
Perf (abs.)	+0.87	+0.33	-
Beta	-	-	-
Volatility	19.43	18.48	-

Futures and Options

Related Futures	-
Related Options	-












5Y

Information about previous performance does not guarantee future performance.
Source: FactSet

Price data

Ø price 5 days Ø volume 5 days (pcs.)	12.0423 EUR (0)
Ø price 30 days Ø volume 30 days (pcs.)	12.4172 EUR (0)
Ø price 100 days Ø volume 100 days (pcs.)	12.2933 EUR (0)
Ø price 250 days Ø volume 250 days (pcs.)	11.7620 EUR (0)
YTD High date	12.9564 EUR (2024/03/28)
YTD Low date	11.6611 EUR (2024/02/19)
52 Weeks High date	12.9564 EUR (2024/03/28)
52 Weeks Low date	10.6354 EUR (2023/10/03)

Recent Research

on underlying	on sector	on market		
Date			Headline	Download
2022/12/19			Global Equity Ratings	
2022/11/28			Global Equity Ratings	
2022/11/18			Global Equity Ratings	
2022/10/31			Global Equity Ratings	
2022/10/05			Global Equity Ratings	