

SIEMENS ENERGY AG FUTURE (ENRF) - EUX/C11

2024/09/17 18:45:53

Price
31.2259 EURDifference  4.25% (1.27)

General attributes

Symbol	ENRFC11
Exchange	Eurex
Currency	EUR
Security type	Future
Underlying	SIEMENS ENERGY AG
Maturity	07-2025
Contract size	100

Market data

Bid (Bid size)	- EUR (-)
Ask (Ask size)	- EUR (-)
Open	31.2259 EUR
High	31.2259 EUR
Low	31.2259 EUR
Close (prev. day)	29.9524 EUR
Underlying	SIEMENS ENERGY AG
Underlying price (date)	31.19 (24/09/18)
Settlement price (date)	31.23 (24/09/17)
Open Interest	0

Performance and Risk

	6m	1Y	3Y
Perf (%)	+109.83%	+136.03%	-
Perf (abs.)	+16.34	+18.00	-
Beta	-	-	-
Volatility	56.54	72.43	-

Futures and Options

Related Futures	-
Related Options	-

5Y












Information about previous performance does not guarantee future performance.
Source: FactSet

Price data

Ø price 5 days Ø volume 5 days (pcs.)	28.9691 EUR (0)
Ø price 30 days Ø volume 30 days (pcs.)	26.3589 EUR (0)
Ø price 100 days Ø volume 100 days (pcs.)	26.2584 EUR (0)
Ø price 250 days Ø volume 250 days (pcs.)	17.0261 EUR (0)
YTD High date	31.2259 EUR (2024/09/17)
YTD Low date	11.4852 EUR (2024/01/03)
52 Weeks High date	31.2259 EUR (2024/09/17)
52 Weeks Low date	7.0527 EUR (2023/10/26)

Recent Research

on sector		on market	
Date		Headline	Download
2024/09/11		Global Equity Ratings	
2024/09/05		Global Equity Ratings	
2024/08/12		Global Equity Ratings	
2024/07/24		Global Equity Ratings	
2024/07/12		Global Equity Ratings	