

# FAURECIA S.A. FUTURE (FAUF) - EUX/C13

2024/07/16 18:50:17

**Price**  
**10.9052** EUR

**Difference**  **-1.37% (-0.15)**

### General attributes

Symbol	FAUFC13
Exchange	Eurex
Currency	EUR
Security type	Future
Underlying	FORVIA SE
Maturity	07-2025
Contract size	100

### Market data

Bid (Bid size)	- EUR (-)
Ask (Ask size)	- EUR (-)
Open	10.9052 EUR
High	10.9052 EUR
Low	10.9052 EUR
Close (prev. day)	11.0569 EUR
Underlying	FORVIA SE
Underlying price (date)	11.025 (24/07/16)
Settlement price (date)	10.91 (24/07/16)
Open Interest	0

### Performance and Risk

	6m	1Y	3Y
Perf (%)	-43.93%	-54.23%	-
Perf (abs.)	-8.66	-13.10	-
Beta	-	-	-
Volatility	72.21	54.89	-

### Futures and Options

Related Futures	-
Related Options	-

5Y












Information about previous performance does not guarantee future performance.  
Source: FactSet

### Price data

Ø price 5 days   Ø volume 5 days (pcs.)	- EUR (-)
Ø price 30 days   Ø volume 30 days (pcs.)	11.6798 EUR (0)
Ø price 100 days   Ø volume 100 days (pcs.)	13.8856 EUR (0)
Ø price 250 days   Ø volume 250 days (pcs.)	17.6149 EUR (0)
YTD High   date	21.1145 EUR (2024/01/02)
YTD Low   date	11.0569 EUR (2024/07/15)
52 Weeks High   date	26.1040 EUR (2023/07/24)
52 Weeks Low   date	11.0569 EUR (2024/07/15)

### Recent Research

on sector		on market	
Date		Headline	Download
2024/07/12		Global Equity Ratings	
2024/06/24		Pilulka Lékárný	
2024/06/21		Global Equity Ratings	
2024/06/14		Global Equity Ratings	
2024/05/29		Global Equity Ratings	