

ENBRIDGE INC. FUTURE (ENBF) - EUX/C10

2024/08/15 18:47:58

Price
38.1057 USDDifference  -0.67% (-0.26)

General attributes

Symbol	ENBFC10
Exchange	Eurex
Currency	USD
Security type	Future
Underlying	ENBRIDGE INC.
Maturity	06-2025
Contract size	100

Market data

Bid (Bid size)	- USD (-)
Ask (Ask size)	- USD (-)
Open	38.1057 USD
High	38.1057 USD
Low	38.1057 USD
Close (prev. day)	38.3635 USD
Underlying	ENBRIDGE INC.
Underlying price (date)	52.81 (24/08/16)
Settlement price (date)	38.26 (24/08/15)
Open Interest	0

Performance and Risk

	6m	1Y	3Y
Perf (%)	+14.70%	+9.94%	-
Perf (abs.)	+4.88	+3.45	-
Beta	-	-	-
Volatility	16.62	19.63	-

Futures and Options

Related Futures	-
Related Options	-









5Y

Information about previous performance does not guarantee future performance.
Source: FactSet

Price data

Ø price 5 days Ø volume 5 days (pcs.)	38.0299 USD (0)
Ø price 30 days Ø volume 30 days (pcs.)	36.3528 USD (0)
Ø price 100 days Ø volume 100 days (pcs.)	35.2761 USD (0)
Ø price 250 days Ø volume 250 days (pcs.)	34.2587 USD (0)
YTD High date	38.3635 USD (2024/08/14)
YTD Low date	32.3177 USD (2024/04/17)
52 Weeks High date	38.3635 USD (2024/08/14)
52 Weeks Low date	30.3941 USD (2023/10/27)

Recent Research

on sector		
Date	Headline	Download
2024/08/16	 Akciové trhy - denní zpráva	
2024/08/15	 Akciové trhy - denní zpráva	
2024/08/14	 Akciové trhy - denní zpráva	
2024/08/13	 Akciové trhy - denní zpráva	
2024/08/12	 Global Equity Ratings	