

SIEMENS ENERGY AG FUTURE (ENRF) - EUX/C12

2024/10/18 19:07:09

Price
37.2154 EURDifference  0.09% (0.03)

General attributes

Symbol	ENRFC12
Exchange	Eurex
Currency	EUR
Security type	Future
Underlying	SIEMENS ENERGY AG
Maturity	10-2025
Contract size	100

Market data

Bid (Bid size)	- EUR (-)
Ask (Ask size)	- EUR (-)
Open	37.2154 EUR
High	37.2154 EUR
Low	37.2154 EUR
Close (prev. day)	37.1812 EUR
Underlying	SIEMENS ENERGY AG
Underlying price (date)	36.52 (24/10/18)
Settlement price (date)	37.24 (24/10/18)
Open Interest	0

Performance and Risk

	6m	1Y	3Y
Perf (%)	+101.66%	+216.55%	-
Perf (abs.)	+18.76	+25.46	-
Beta	-	-	-
Volatility	55.39	72.23	-

Futures and Options

Related Futures	-
Related Options	-











Information about previous performance does not guarantee future performance.
Source: FactSet

Price data

Ø price 5 days Ø volume 5 days (pcs.)	36.4495 EUR (0)
Ø price 30 days Ø volume 30 days (pcs.)	33.3705 EUR (0)
Ø price 100 days Ø volume 100 days (pcs.)	28.8627 EUR (0)
Ø price 250 days Ø volume 250 days (pcs.)	19.6243 EUR (0)
YTD High date	37.2154 EUR (2024/10/18)
YTD Low date	11.5122 EUR (2024/01/03)
52 Weeks High date	37.2154 EUR (2024/10/18)
52 Weeks Low date	7.0666 EUR (2023/10/26)

Recent Research

on sector		on market	
Date		Headline	Download
2024/09/27		Global Equity Ratings	
2024/09/11		Global Equity Ratings	
2024/09/05		Global Equity Ratings	
2024/08/12		Global Equity Ratings	
2024/07/24		Global Equity Ratings	