

ELISA OYJ FUTURE (EIAG) - EUX/C1

2024/04/30 18:39:13

Price
42.3969 EUR

Difference  **-0.99% (-0.43)**

General attributes

Symbol	EIAGC1
Exchange	Eurex
Currency	EUR
Security type	Future
Underlying	ELISA OYJ CLASS A
Maturity	05-2024
Contract size	100

Market data

Bid (Bid size)	- EUR (-)
Ask (Ask size)	- EUR (-)
Open	42.3969 EUR
High	42.3969 EUR
Low	42.3969 EUR
Close (prev. day)	42.8229 EUR
Underlying	ELISA OYJ CLASS A
Underlying price (date)	41.94 (24/05/02)
Settlement price (date)	42.01 (24/05/02)
Open Interest	0

Performance and Risk

	6m	1Y	3Y
Perf (%)	+7.34%	-24.85%	-
Perf (abs.)	+2.90	-14.02	-
Beta	-	-	-
Volatility	18.59	17.40	-

Futures and Options

Related Futures	-
Related Options	-

5Y










Information about previous performance does not guarantee future performance.
Source: FactSet

Price data

Ø price 5 days Ø volume 5 days (pcs.)	42.7849 EUR (0)
Ø price 30 days Ø volume 30 days (pcs.)	41.6765 EUR (0)
Ø price 100 days Ø volume 100 days (pcs.)	42.1350 EUR (0)
Ø price 250 days Ø volume 250 days (pcs.)	44.7977 EUR (0)
YTD High date	44.9121 EUR (2024/01/26)
YTD Low date	40.4088 EUR (2024/04/17)
52 Weeks High date	56.3257 EUR (2023/05/05)
52 Weeks Low date	39.4978 EUR (2023/10/30)

Recent Research

on sector	on market		
Date		Headline	Download
2024/04/26		Global Equity Ratings	
2024/04/03		Global Equity Ratings	
2024/03/13		Global Equity Ratings	
2024/02/22		Global Equity Ratings	
2024/02/14		Global Equity Ratings	