

EIFFAGE S.A. FUTURE (EF3G) - EUX/C12

2024/09/02 18:39:50

Price
95.4265 EUR

Difference  0.28% (0.27)

General attributes

Symbol	EF3GC12
Exchange	Eurex
Currency	EUR
Security type	Future
Underlying	EIFFAGE S.A.
Maturity	08-2025
Contract size	100

Market data

Bid (Bid size)	- EUR (-)
Ask (Ask size)	- EUR (-)
Open	95.4265 EUR
High	95.4265 EUR
Low	95.4265 EUR
Close (prev. day)	95.1583 EUR
Underlying	EIFFAGE S.A.
Underlying price (date)	94.60 (24/09/03)
Settlement price (date)	95.43 (24/09/02)
Open Interest	0

Performance and Risk

	6m	1Y	3Y
Perf (%)	-4.88%	+5.11%	-
Perf (abs.)	-4.90	+4.64	-
Beta	-	-	-
Volatility	29.77	24.16	-

Futures and Options

Related Futures	-
Related Options	-











Information about previous performance does not guarantee future performance.
Source: FactSet

Price data

Ø price 5 days Ø volume 5 days (pcs.)	94.9606 EUR (0)
Ø price 30 days Ø volume 30 days (pcs.)	92.2486 EUR (0)
Ø price 100 days Ø volume 100 days (pcs.)	94.3506 EUR (0)
Ø price 250 days Ø volume 250 days (pcs.)	94.6371 EUR (0)
YTD High date	106.0220 EUR (2024/03/27)
YTD Low date	88.2129 EUR (2024/08/06)
52 Weeks High date	106.0220 EUR (2024/03/27)
52 Weeks Low date	82.0919 EUR (2023/10/03)

Recent Research

on sector		on market	
Date		Headline	Download
2024/08/12		Global Equity Ratings	
2024/07/24		Global Equity Ratings	
2024/07/12		Global Equity Ratings	
2024/06/21		Global Equity Ratings	
2024/06/14		Global Equity Ratings	