

# EVN AG FUTURE (EVNF) - EUX/C12

2024/05/03 18:32:50

**Price**  
**29.0846** EUR

**Difference**  **-0.91% (-0.27)**

### General attributes

Symbol	EVNFC12
Exchange	Eurex
Currency	EUR
Security type	Future
Underlying	EVN AG
Maturity	04-2025
Contract size	100

### Market data

Bid (Bid size)	- EUR (-)
Ask (Ask size)	- EUR (-)
Open	29.0846 EUR
High	29.0846 EUR
Low	29.0846 EUR
Close (prev. day)	29.3528 EUR
Underlying	EVN AG
Underlying price (date)	28.55 (24/05/03)
Settlement price (date)	29.08 (24/05/03)
Open Interest	0

### Performance and Risk

	6m	1Y	3Y
Perf (%)	+6.67%	+30.59%	-
Perf (abs.)	+1.82	+6.81	-
Beta	-	-	-
Volatility	18.33	16.22	-

### Futures and Options

Related Futures	-
Related Options	-

5Y








Information about previous performance does not guarantee future performance.  
 Source: FactSet

### Price data

Ø price 5 days   Ø volume 5 days (pcs.)	29.1608 EUR (0)
Ø price 30 days   Ø volume 30 days (pcs.)	26.4159 EUR (0)
Ø price 100 days   Ø volume 100 days (pcs.)	26.2177 EUR (0)
Ø price 250 days   Ø volume 250 days (pcs.)	24.6806 EUR (0)
YTD High   date	29.9699 EUR (2024/01/09)
YTD Low   date	23.3229 EUR (2024/02/13)
52 Weeks High   date	29.9699 EUR (2024/01/09)
52 Weeks Low   date	20.1767 EUR (2023/06/26)

### Recent Research

on sector		on market	
Date		Headline	Download
2024/05/03		Akciové trhy - denní zpráva	
2024/05/02		Akciové trhy - denní zpráva	
2024/04/30		Akciové trhy - denní zpráva	
2024/04/29		Akciové trhy - denní zpráva	
2024/04/26		Global Equity Ratings	