

EFG INTERNATIONAL AG FUTURE (EFGF) - EUX/C13

2024/08/16 19:01:18

Price
11.8805 CHFDifference  1.19% (0.14)

General attributes

Symbol	EFGFC13
Exchange	Eurex
Currency	CHF
Security type	Future
Underlying	EFG INTERNATIONAL AG
Maturity	12-2025
Contract size	100

Market data

Bid (Bid size)	- CHF (-)
Ask (Ask size)	- CHF (-)
Open	11.8805 CHF
High	11.8805 CHF
Low	11.8805 CHF
Close (prev. day)	11.7407 CHF
Underlying	EFG INTERNATIONAL AG
Underlying price (date)	12.18 (24/08/16)
Settlement price (date)	11.91 (24/08/16)
Open Interest	0

Performance and Risk

	6m	1Y	3Y
Perf (%)	+2.84%	+18.58%	-
Perf (abs.)	+0.33	+1.86	-
Beta	-	-	-
Volatility	43.18	33.06	-

Futures and Options

Related Futures	-
Related Options	-

5Y










Information about previous performance does not guarantee future performance.
Source: FactSet

Price data

Ø price 5 days Ø volume 5 days (pcs.)	11.6457 CHF (0)
Ø price 30 days Ø volume 30 days (pcs.)	12.2533 CHF (0)
Ø price 100 days Ø volume 100 days (pcs.)	11.8067 CHF (0)
Ø price 250 days Ø volume 250 days (pcs.)	10.8961 CHF (0)
YTD High date	13.3240 CHF (2024/07/23)
YTD Low date	9.9267 CHF (2024/01/22)
52 Weeks High date	13.3240 CHF (2024/07/23)
52 Weeks Low date	9.1838 CHF (2023/11/08)

Recent Research

on sector	on market		
Date		Headline	Download
2024/08/16		Akciové trhy - denní zpráva	
2024/08/15		Akciové trhy - denní zpráva	
2024/08/14		Akciové trhy - denní zpráva	
2024/08/13		Akciové trhy - denní zpráva	
2024/08/12		Global Equity Ratings	