

EVONIK INDUSTRIES AG FUTURE (EVKF) - EUX/C12

2024/04/16 18:52:33

Price
18.8374 EURDifference  0.79% (0.15)

General attributes

Symbol	EVKFC12
Exchange	Eurex
Currency	EUR
Security type	Future
Underlying	EVONIK INDUSTRIES AG
Maturity	03-2025
Contract size	100

Market data

Bid (Bid size)	- EUR (-)
Ask (Ask size)	- EUR (-)
Open	18.8374 EUR
High	18.8374 EUR
Low	18.8374 EUR
Close (prev. day)	18.6895 EUR
Underlying	EVONIK INDUSTRIES AG
Underlying price (date)	19.365 (24/04/17)
Settlement price (date)	18.84 (24/04/16)
Open Interest	0

Performance and Risk

	6m	1Y	3Y
Perf (%)	+11.80%	-1.59%	-
Perf (abs.)	+1.99	-0.31	-
Beta	-	-	-
Volatility	21.33	23.35	-

Futures and Options

Related Futures	-
Related Options	-

5Y












Information about previous performance does not guarantee future performance.
Source: FactSet

Price data

Ø price 5 days Ø volume 5 days (pcs.)	18.7553 EUR (0)
Ø price 30 days Ø volume 30 days (pcs.)	17.7398 EUR (0)
Ø price 100 days Ø volume 100 days (pcs.)	17.3958 EUR (0)
Ø price 250 days Ø volume 250 days (pcs.)	17.6811 EUR (0)
YTD High date	19.0687 EUR (2024/04/08)
YTD Low date	16.4677 EUR (2024/01/17)
52 Weeks High date	20.0195 EUR (2023/05/24)
52 Weeks Low date	15.7453 EUR (2023/10/25)

Recent Research

on sector		on market	
Date		Headline	Download
2024/04/03		Global Equity Ratings	
2024/03/13		Global Equity Ratings	
2024/02/22		Global Equity Ratings	
2024/02/14		Global Equity Ratings	
2024/01/23		Global Equity Ratings	