

AIRBUS SE FUTURE (EADF) - EUX/C10

2024/05/06 18:29:35

Price
161.6208 EURDifference  1.46% (2.32)

General attributes

Symbol	EADFC10
Exchange	Eurex
Currency	EUR
Security type	Future
Underlying	AIRBUS SE
Maturity	02-2025
Contract size	101

Market data

Bid (Bid size)	- EUR (-)
Ask (Ask size)	- EUR (-)
Open	161.6208 EUR
High	161.6208 EUR
Low	161.6208 EUR
Close (prev. day)	159.2971 EUR
Underlying	AIRBUS SE
Underlying price (date)	161.52 (24/05/08)
Settlement price (date)	166.61 (24/05/08)
Open Interest	0

Performance and Risk

	6m	1Y	3Y
Perf (%)	+23.48%	+28.53%	-
Perf (abs.)	+30.73	+35.88	-
Beta	-	-	-
Volatility	18.02	18.53	-

Futures and Options

Related Futures	-
Related Options	-

5Y











Information about previous performance does not guarantee future performance.
Source: FactSet

Price data

Ø price 5 days Ø volume 5 days (pcs.)	160.0356 EUR (0)
Ø price 30 days Ø volume 30 days (pcs.)	167.5129 EUR (0)
Ø price 100 days Ø volume 100 days (pcs.)	156.2182 EUR (0)
Ø price 250 days Ø volume 250 days (pcs.)	142.1828 EUR (0)
YTD High date	175.4701 EUR (2024/03/27)
YTD Low date	139.7445 EUR (2024/01/03)
52 Weeks High date	175.4701 EUR (2024/03/27)
52 Weeks Low date	123.4391 EUR (2023/10/20)

Recent Research

on sector		on market	
Date		Headline	Download
2024/04/26		Global Equity Ratings	
2024/04/03		Global Equity Ratings	
2024/03/13		Global Equity Ratings	
2024/02/22		Global Equity Ratings	
2024/02/14		Global Equity Ratings	