

AIRBUS SE FUTURE (EADF) - EUX/C13

2024/05/06 18:29:35

Price
163.9151 EURDifference  1.45% (2.34)

General attributes

Symbol	EADFC13
Exchange	Eurex
Currency	EUR
Security type	Future
Underlying	AIRBUS SE
Maturity	12-2026
Contract size	101

Market data

Bid (Bid size)	- EUR (-)
Ask (Ask size)	- EUR (-)
Open	163.9151 EUR
High	163.9151 EUR
Low	163.9151 EUR
Close (prev. day)	161.5723 EUR
Underlying	AIRBUS SE
Underlying price (date)	155.90 (24/05/31)
Settlement price (date)	165.78 (24/05/31)
Open Interest	0

Performance and Risk

	6m	1Y	3Y
Perf (%)	+24.16%	+30.91%	-
Perf (abs.)	+31.90	+38.70	-
Beta	-	-	-
Volatility	18.29	19.56	-

Futures and Options

Related Futures	-
Related Options	-

5Y












Information about previous performance does not guarantee future performance.
Source: FactSet

Price data

Ø price 5 days Ø volume 5 days (pcs.)	162.3847 EUR (0)
Ø price 30 days Ø volume 30 days (pcs.)	169.0970 EUR (0)
Ø price 100 days Ø volume 100 days (pcs.)	157.5008 EUR (0)
Ø price 250 days Ø volume 250 days (pcs.)	143.1437 EUR (0)
YTD High date	176.7254 EUR (2024/03/27)
YTD Low date	140.6199 EUR (2024/01/03)
52 Weeks High date	176.7254 EUR (2024/03/27)
52 Weeks Low date	124.2372 EUR (2023/05/08)

Recent Research

on sector		on market	
Date		Headline	Download
2024/05/29		Global Equity Ratings	
2024/04/26		Global Equity Ratings	
2024/04/03		Global Equity Ratings	
2024/03/13		Global Equity Ratings	
2024/02/22		Global Equity Ratings	