

DEUTSCHE TELEKOM AG FUTURE (DTEF) - EUX/C13

2024/06/21 19:17:05

Price
22.8894 EUR

Difference  **-0.20% (-0.05)**

General attributes

Symbol	DTEFC13
Exchange	Eurex
Currency	EUR
Security type	Future
Underlying	DEUTSCHE TELEKOM AG
Maturity	07-2025
Contract size	100

Market data

Bid (Bid size)	- EUR (-)
Ask (Ask size)	- EUR (-)
Open	22.8894 EUR
High	22.8894 EUR
Low	22.8894 EUR
Close (prev. day)	22.9359 EUR
Underlying	DEUTSCHE TELEKOM AG
Underlying price (date)	23.76 (24/07/11)
Settlement price (date)	23.93 (24/07/11)
Open Interest	0

Performance and Risk

	6m	1Y	3Y
Perf (%)	+5.31%	+18.33%	-
Perf (abs.)	+1.15	+3.55	-
Beta	-	-	-
Volatility	15.78	15.48	-

Futures and Options

Related Futures	-
Related Options	-

5Y












Information about previous performance does not guarantee future performance.
Source: FactSet

Price data

Ø price 5 days Ø volume 5 days (pcs.)	22.8454 EUR (0)
Ø price 30 days Ø volume 30 days (pcs.)	- EUR (-)
Ø price 100 days Ø volume 100 days (pcs.)	21.6510 EUR (0)
Ø price 250 days Ø volume 250 days (pcs.)	21.1185 EUR (0)
YTD High date	23.3996 EUR (2024/01/24)
YTD Low date	20.7107 EUR (2024/04/16)
52 Weeks High date	23.3996 EUR (2024/01/24)
52 Weeks Low date	18.5854 EUR (2023/08/08)

Recent Research

on underlying	on sector	on market	
Date		Headline	Download
2024/06/21		Global Equity Ratings	
2024/06/14		Global Equity Ratings	
2024/05/29		Global Equity Ratings	
2024/04/26		Global Equity Ratings	
2024/04/03		Global Equity Ratings	