

## AIRBUS SE FUTURE (EADF) - EUX/C14

2024/04/19 18:41:46

Price  
**167.3102** EURDifference  -0.37% (-0.62)

## General attributes

Symbol	EADFC14
Exchange	Eurex
Currency	EUR
Security type	Future
Underlying	AIRBUS SE
Maturity	12-2026
Contract size	101

## Market data

Bid (Bid size)	- EUR (-)
Ask (Ask size)	- EUR (-)
Open	167.3102 EUR
High	167.3102 EUR
Low	167.3102 EUR
Close (prev. day)	167.9336 EUR
Underlying	AIRBUS SE
Underlying price (date)	158.96 (24/05/17)
Settlement price (date)	168.94 (24/05/17)
Open Interest	0

## Performance and Risk

	6m	1Y	3Y
Perf (%)	+30.47%	+25.49%	-
Perf (abs.)	+39.07	+33.99	-
Beta	-	-	-
Volatility	18.68	19.61	-

## Futures and Options

Related Futures	-
Related Options	-












5Y

Information about previous performance does not guarantee future performance.  
Source: FactSet

## Price data

Ø price 5 days   Ø volume 5 days (pcs.)	167.5627 EUR (0)
Ø price 30 days   Ø volume 30 days (pcs.)	170.6921 EUR (0)
Ø price 100 days   Ø volume 100 days (pcs.)	156.4997 EUR (0)
Ø price 250 days   Ø volume 250 days (pcs.)	143.1661 EUR (0)
YTD High   date	177.9606 EUR (2024/03/27)
YTD Low   date	141.4852 EUR (2024/01/03)
52 Weeks High   date	177.9606 EUR (2024/03/27)
52 Weeks Low   date	125.3839 EUR (2023/10/20)

## Recent Research

on sector		on market	
Date		Headline	Download
2024/04/26		Global Equity Ratings	
2024/04/03		Global Equity Ratings	
2024/03/13		Global Equity Ratings	
2024/02/22		Global Equity Ratings	
2024/02/14		Global Equity Ratings	