

AIRBUS SE FUTURE (EADF) - EUX/C15

2024/08/16 19:01:17

Price
143.6004 EURDifference  0.52% (0.74)

General attributes

Symbol	EADFC15
Exchange	Eurex
Currency	EUR
Security type	Future
Underlying	AIRBUS SE
Maturity	12-2026
Contract size	101

Market data

Bid (Bid size)	- EUR (-)
Ask (Ask size)	- EUR (-)
Open	143.6004 EUR
High	143.6004 EUR
Low	143.6004 EUR
Close (prev. day)	142.8614 EUR
Underlying	AIRBUS SE
Underlying price (date)	137.12 (24/08/16)
Settlement price (date)	143.60 (24/08/16)
Open Interest	0

Performance and Risk

	6m	1Y	3Y
Perf (%)	-8.63%	+4.18%	-
Perf (abs.)	-13.50	+5.73	-
Beta	-	-	-
Volatility	30.56	24.92	-

Futures and Options

Related Futures	-
Related Options	-

5Y












Information about previous performance does not guarantee future performance.
Source: FactSet

Price data

Ø price 5 days Ø volume 5 days (pcs.)	140.6250 EUR (0)
Ø price 30 days Ø volume 30 days (pcs.)	140.1120 EUR (0)
Ø price 100 days Ø volume 100 days (pcs.)	155.7784 EUR (0)
Ø price 250 days Ø volume 250 days (pcs.)	149.2049 EUR (0)
YTD High date	180.2340 EUR (2024/03/27)
YTD Low date	135.6500 EUR (2024/07/25)
52 Weeks High date	180.2340 EUR (2024/03/27)
52 Weeks Low date	127.8607 EUR (2023/10/20)

Recent Research

on sector		on market	
Date		Headline	Download
2024/08/12		Global Equity Ratings	
2024/07/24		Global Equity Ratings	
2024/07/12		Global Equity Ratings	
2024/06/21		Global Equity Ratings	
2024/06/14		Global Equity Ratings	