

AIRBUS SE FUTURE (EADF) - EUX/C15

2024/05/06 18:29:35

Price
166.7304 EURDifference  1.45% (2.38)

General attributes

Symbol	EADFC15
Exchange	Eurex
Currency	EUR
Security type	Future
Underlying	AIRBUS SE
Maturity	12-2026
Contract size	101

Market data

Bid (Bid size)	- EUR (-)
Ask (Ask size)	- EUR (-)
Open	166.7304 EUR
High	166.7304 EUR
Low	166.7304 EUR
Close (prev. day)	164.3524 EUR
Underlying	AIRBUS SE
Underlying price (date)	143.82 (24/06/14)
Settlement price (date)	152.78 (24/06/14)
Open Interest	0

Performance and Risk

	6m	1Y	3Y
Perf (%)	+23.85%	+28.76%	-
Perf (abs.)	+32.11	+37.24	-
Beta	-	-	-
Volatility	18.97	19.48	-

Futures and Options

Related Futures	-
Related Options	-

5Y












Information about previous performance does not guarantee future performance.
Source: FactSet

Price data

Ø price 5 days Ø volume 5 days (pcs.)	165.2627 EUR (0)
Ø price 30 days Ø volume 30 days (pcs.)	172.4514 EUR (0)
Ø price 100 days Ø volume 100 days (pcs.)	160.8242 EUR (0)
Ø price 250 days Ø volume 250 days (pcs.)	146.8574 EUR (0)
YTD High date	180.2340 EUR (2024/03/27)
YTD Low date	142.5459 EUR (2024/01/03)
52 Weeks High date	180.2340 EUR (2024/03/27)
52 Weeks Low date	127.8607 EUR (2023/10/20)

Recent Research

on sector		on market	
Date		Headline	Download
2024/06/14		Global Equity Ratings	
2024/05/29		Global Equity Ratings	
2024/04/26		Global Equity Ratings	
2024/04/03		Global Equity Ratings	
2024/03/13		Global Equity Ratings	