

DO & CO AG FUTURE (DOCF) - EUX/C13

2024/08/16 19:01:16

Price
148.8656 EURDifference  -0.69% (-1.03)

General attributes

Symbol	DOCF13
Exchange	Eurex
Currency	EUR
Security type	Future
Underlying	DO & CO AG
Maturity	12-2025
Contract size	100

Market data

Bid (Bid size)	- EUR (-)
Ask (Ask size)	- EUR (-)
Open	148.8656 EUR
High	148.8656 EUR
Low	148.8656 EUR
Close (prev. day)	149.8956 EUR
Underlying	DO & CO AG
Underlying price (date)	147.40 (24/08/16)
Settlement price (date)	149.80 (24/08/16)
Open Interest	0

Performance and Risk

	6m	1Y	3Y
Perf (%)	+8.28%	+52.89%	-
Perf (abs.)	+11.46	+51.85	-
Beta	-	-	-
Volatility	36.39	47.10	-

Futures and Options

Related Futures	-
Related Options	-












Information about previous performance does not guarantee future performance.
Source: FactSet

Price data

Ø price 5 days Ø volume 5 days (pcs.)	148.8504 EUR (0)
Ø price 30 days Ø volume 30 days (pcs.)	157.4026 EUR (0)
Ø price 100 days Ø volume 100 days (pcs.)	152.2380 EUR (0)
Ø price 250 days Ø volume 250 days (pcs.)	123.7471 EUR (0)
YTD High date	173.7931 EUR (2024/07/16)
YTD Low date	123.6471 EUR (2024/01/22)
52 Weeks High date	173.7931 EUR (2024/07/16)
52 Weeks Low date	83.6418 EUR (2023/09/18)

Recent Research

on sector		on market	
Date		Headline	Download
2024/08/16		Akciové trhy - denní zpráva	
2024/08/15		Akciové trhy - denní zpráva	
2024/08/14		Akciové trhy - denní zpráva	
2024/08/13		Akciové trhy - denní zpráva	
2024/08/12		Global Equity Ratings	

5Y