

# DEUTSCHE TELEKOM AG FUTURE (DTEF) - EUX/C1

2024/06/21 18:48:36

Price  
**22.88** EUR

Difference  -0.05% (-0.01)

### General attributes

Symbol	DTEFC1
Exchange	Eurex
Currency	EUR
Security type	Future
Underlying	DEUTSCHE TELEKOM AG
Maturity	07-2024
Contract size	100

### Market data

Bid (Bid size)	- EUR (-)
Ask (Ask size)	- EUR (-)
Open	22.88 EUR
High	22.88 EUR
Low	22.88 EUR
Close (prev. day)	22.8925 EUR
Underlying	DEUTSCHE TELEKOM AG
Underlying price (date)	23.76 (24/07/11)
Settlement price (date)	23.78 (24/07/11)
Open Interest	0

### Performance and Risk

	6m	1Y	3Y
Perf (%)	+5.34%	+18.63%	-
Perf (abs.)	+1.16	+3.59	-
Beta	-	-	-
Volatility	14.79	14.10	-

### Futures and Options

Related Futures	-
Related Options	-

5Y












Information about previous performance does not guarantee future performance.  
Source: FactSet

### Price data

Ø price 5 days   Ø volume 5 days (pcs.)	22.81 EUR (0)
Ø price 30 days   Ø volume 30 days (pcs.)	- EUR (-)
Ø price 100 days   Ø volume 100 days (pcs.)	21.89 EUR (285)
Ø price 250 days   Ø volume 250 days (pcs.)	21.15 EUR (694)
YTD High   date	23.36 EUR (2024/01/22)
YTD Low   date	20.84 EUR (2024/04/16)
52 Weeks High   date	23.36 EUR (2024/01/22)
52 Weeks Low   date	18.57 EUR (2023/08/08)

### Recent Research

on underlying	on sector	on market	
Date		Headline	Download
2024/06/21		Global Equity Ratings	
2024/06/14		Global Equity Ratings	
2024/05/29		Global Equity Ratings	
2024/04/26		Global Equity Ratings	
2024/04/03		Global Equity Ratings	