

DEERE & CO. FUTURE (DEFF) - EUX/C11

2024/07/16 18:50:09

Price
389.5178 USDDifference  2.30% (8.75)

General attributes

Symbol	DEFFC11
Exchange	Eurex
Currency	USD
Security type	Future
Underlying	DEERE & CO
Maturity	05-2025
Contract size	100

Market data

Bid (Bid size)	- USD (-)
Ask (Ask size)	- USD (-)
Open	389.5178 USD
High	389.5178 USD
Low	389.5178 USD
Close (prev. day)	380.768 USD
Underlying	DEERE & CO
Underlying price (date)	377.51 (24/07/16)
Settlement price (date)	389.52 (24/07/16)
Open Interest	0

Performance and Risk

	6m	1Y	3Y
Perf (%)	-2.87%	-8.90%	-
Perf (abs.)	-11.51	-38.05	-
Beta	-	-	-
Volatility	21.23	24.01	-

Futures and Options

Related Futures	-
Related Options	-












Information about previous performance does not guarantee future performance.
Source: FactSet

Price data

Ø price 5 days Ø volume 5 days (pcs.)	382.7803 USD (0)
Ø price 30 days Ø volume 30 days (pcs.)	388.3149 USD (0)
Ø price 100 days Ø volume 100 days (pcs.)	401.2317 USD (0)
Ø price 250 days Ø volume 250 days (pcs.)	404.1545 USD (0)
YTD High date	428.7252 USD (2024/04/04)
YTD Low date	369.1377 USD (2024/02/22)
52 Weeks High date	464.8016 USD (2023/07/25)
52 Weeks Low date	369.1377 USD (2024/02/22)

Recent Research

on underlying	on sector	on market	
Date		Headline	Download
2024/07/12		Global Equity Ratings	
2024/06/21		Global Equity Ratings	
2024/06/14		Global Equity Ratings	
2024/05/29		Global Equity Ratings	
2024/04/26		Global Equity Ratings	