

# DEERE & CO. FUTURE (DEFF) - EUX/C11

2024/04/22 18:36:10

Price  
**413.6587** USD

Difference  -0.35% (-1.45)

### General attributes

Symbol	DEFFC11
Exchange	Eurex
Currency	USD
Security type	Future
Underlying	DEERE & CO
Maturity	03-2025
Contract size	100

### Market data

Bid (Bid size)	- USD (-)
Ask (Ask size)	- USD (-)
Open	413.6587 USD
High	413.6587 USD
Low	413.6587 USD
Close (prev. day)	415.1103 USD
Underlying	DEERE & CO
Underlying price (date)	399.61 (24/04/22)
Settlement price (date)	413.66 (24/04/22)
Open Interest	0

### Performance and Risk

	6m	1Y	3Y
Perf (%)	+5.95%	+3.46%	-
Perf (abs.)	+23.22	+13.85	-
Beta	-	-	-
Volatility	22.06	23.54	-

### Futures and Options

Related Futures	-
Related Options	-

5Y









Information about previous performance does not guarantee future performance.  
Source: FactSet

### Price data

Ø price 5 days   Ø volume 5 days (pcs.)	411.6061 USD (0)
Ø price 30 days   Ø volume 30 days (pcs.)	410.6662 USD (0)
Ø price 100 days   Ø volume 100 days (pcs.)	398.6017 USD (0)
Ø price 250 days   Ø volume 250 days (pcs.)	404.8649 USD (0)
YTD High   date	428.7252 USD (2024/04/04)
YTD Low   date	369.1377 USD (2024/02/22)
52 Weeks High   date	464.8016 USD (2023/07/25)
52 Weeks Low   date	359.8309 USD (2023/05/30)

### Recent Research

on underlying	on sector	on market	
Date		Headline	Download
2024/04/03		Global Equity Ratings	
2024/03/13		Global Equity Ratings	
2024/02/22		Global Equity Ratings	
2024/02/14		Global Equity Ratings	
2024/01/23		Global Equity Ratings	