

DEERE & CO. FUTURE (DEFF) - EUX/C1

2024/08/15 18:47:54

Price
374.1156 USDDifference  6.71% (23.52)

General attributes

Symbol	DEFFC1
Exchange	Eurex
Currency	USD
Security type	Future
Underlying	DEERE & CO
Maturity	09-2024
Contract size	100

Market data

Bid (Bid size)	- USD (-)
Ask (Ask size)	- USD (-)
Open	374.1156 USD
High	374.1156 USD
Low	374.1156 USD
Close (prev. day)	350.5926 USD
Underlying	DEERE & CO
Underlying price (date)	373.26 (24/08/15)
Settlement price (date)	376.10 (24/08/15)
Open Interest	0

Performance and Risk

	6m	1Y	3Y
Perf (%)	+2.60%	-13.26%	-
Perf (abs.)	+9.49	-57.20	-
Beta	-	-	-
Volatility	25.51	25.49	-

Futures and Options

Related Futures	-
Related Options	-










Information about previous performance does not guarantee future performance.
Source: FactSet

Price data

Ø price 5 days Ø volume 5 days (pcs.)	352.9918 USD (0)
Ø price 30 days Ø volume 30 days (pcs.)	367.1290 USD (0)
Ø price 100 days Ø volume 100 days (pcs.)	384.1691 USD (0)
Ø price 250 days Ø volume 250 days (pcs.)	383.5803 USD (0)
YTD High date	414.2359 USD (2024/04/04)
YTD Low date	345.8505 USD (2024/08/06)
52 Weeks High date	430.4908 USD (2023/08/16)
52 Weeks Low date	345.8505 USD (2024/08/06)

Recent Research

on underlying	on sector	on market	
Date		Headline	Download
2024/08/12		Global Equity Ratings	
2024/07/24		Global Equity Ratings	
2024/07/12		Global Equity Ratings	
2024/06/21		Global Equity Ratings	
2024/06/14		Global Equity Ratings	