

DEERE & CO. FUTURE (DEFF) - EUX/C1

2024/07/26 18:35:07

Price
388.3782 USDDifference  1.66% (6.36)

General attributes

Symbol	DEFFC1
Exchange	Eurex
Currency	USD
Security type	Future
Underlying	DEERE & CO
Maturity	08-2024
Contract size	100

Market data

Bid (Bid size)	- USD (-)
Ask (Ask size)	- USD (-)
Open	388.3782 USD
High	388.3782 USD
Low	388.3782 USD
Close (prev. day)	382.0193 USD
Underlying	DEERE & CO
Underlying price (date)	386.55 (24/07/26)
Settlement price (date)	388.38 (24/07/26)
Open Interest	0

Performance and Risk

	6m	1Y	3Y
Perf (%)	-1.89%	-11.27%	-
Perf (abs.)	-7.49	-49.34	-
Beta	-	-	-
Volatility	21.67	23.52	-

Futures and Options

Related Futures	-
Related Options	-












5Y

Information about previous performance does not guarantee future performance.
Source: FactSet

Price data

Ø price 5 days Ø volume 5 days (pcs.)	380.3837 USD (0)
Ø price 30 days Ø volume 30 days (pcs.)	379.8047 USD (0)
Ø price 100 days Ø volume 100 days (pcs.)	390.8732 USD (0)
Ø price 250 days Ø volume 250 days (pcs.)	387.9638 USD (0)
YTD High date	414.2359 USD (2024/04/04)
YTD Low date	356.9267 USD (2024/02/22)
52 Weeks High date	438.6464 USD (2023/08/10)
52 Weeks Low date	356.9267 USD (2024/02/22)

Recent Research

on underlying	on sector	on market		
Date			Headline	Download
2024/07/24			Global Equity Ratings	
2024/07/12			Global Equity Ratings	
2024/06/21			Global Equity Ratings	
2024/06/14			Global Equity Ratings	
2024/05/29			Global Equity Ratings	