

DISNEY CO., THE WALT FUTURE (DISF) - EUX/C1

2024/07/16 18:50:09

Price
97.9438 USDDifference  0.81% (0.79)

General attributes

Symbol	DISFC1
Exchange	Eurex
Currency	USD
Security type	Future
Underlying	WALT DISNEY COMPANY (THE)
Maturity	07-2024
Contract size	100

Market data

Bid (Bid size)	- USD (-)
Ask (Ask size)	- USD (-)
Open	97.9438 USD
High	97.9438 USD
Low	97.9438 USD
Close (prev. day)	97.1561 USD
Underlying	WALT DISNEY COMPANY (THE)
Underlying price (date)	98.47 (24/07/16)
Settlement price (date)	97.94 (24/07/16)
Open Interest	0

Performance and Risk

	6m	1Y	3Y
Perf (%)	+7.48%	+9.48%	-
Perf (abs.)	+6.81	+8.48	-
Beta	-	-	-
Volatility	38.10	30.42	-

Futures and Options

Related Futures	-
Related Options	-

5Y












Information about previous performance does not guarantee future performance.
Source: FactSet

Price data

Ø price 5 days Ø volume 5 days (pcs.)	97.5089 USD (0)
Ø price 30 days Ø volume 30 days (pcs.)	99.9635 USD (0)
Ø price 100 days Ø volume 100 days (pcs.)	112.3297 USD (0)
Ø price 250 days Ø volume 250 days (pcs.)	95.9287 USD (0)
YTD High date	122.9973 USD (2024/03/28)
YTD Low date	88.9715 USD (2024/01/11)
52 Weeks High date	122.9973 USD (2024/03/28)
52 Weeks Low date	79.2505 USD (2023/10/04)

Recent Research

on underlying	on sector	on market	
Date		Headline	Download
2024/07/12		Global Equity Ratings	
2024/06/21		Global Equity Ratings	
2024/06/14		Global Equity Ratings	
2024/05/29		Global Equity Ratings	
2024/04/26		Global Equity Ratings	