

EDP - ENERGIAS DE PORTUGAL SA FUTURE (EDPF) - EUX/C10

2024/09/13 18:35:06

Price
4.0497 EURDifference  0.91% (0.04)

General attributes

Symbol	EDPFC10
Exchange	Eurex
Currency	EUR
Security type	Future
Underlying	EDP-ENERGIAS DE PORTUGAL SA
Maturity	06-2025
Contract size	100

Market data

Bid (Bid size)	- EUR (-)
Ask (Ask size)	- EUR (-)
Open	4.0497 EUR
High	4.0497 EUR
Low	4.0497 EUR
Close (prev. day)	4.0131 EUR
Underlying	EDP-ENERGIAS DE PORTUGAL SA
Underlying price (date)	4.129 (24/09/13)
Settlement price (date)	4.05 (24/09/13)
Open Interest	0

Performance and Risk

	6m	1Y	3Y
Perf (%)	+11.80%	-0.29%	-
Perf (abs.)	+0.42	-0.01	-
Beta	-	-	-
Volatility	25.38	25.45	-

Futures and Options

Related Futures	-
Related Options	-

5Y











Information about previous performance does not guarantee future performance.
Source: FactSet

Price data

Ø price 5 days Ø volume 5 days (pcs.)	3.9956 EUR (0)
Ø price 30 days Ø volume 30 days (pcs.)	3.7252 EUR (0)
Ø price 100 days Ø volume 100 days (pcs.)	3.6884 EUR (0)
Ø price 250 days Ø volume 250 days (pcs.)	3.8583 EUR (0)
YTD High date	4.5274 EUR (2024/01/09)
YTD Low date	3.3730 EUR (2024/03/21)
52 Weeks High date	4.5381 EUR (2023/12/14)
52 Weeks Low date	3.3730 EUR (2024/03/21)

Recent Research

on underlying	on sector	on market		
Date			Headline	Download
2022/12/19			Global Equity Ratings	
2022/11/28			Global Equity Ratings	
2022/11/18			Global Equity Ratings	
2022/10/31			Global Equity Ratings	
2022/10/05			Global Equity Ratings	