

# DEUTSCHE BANK AG FUTURE (DBKI) - EUX/C13

2024/07/26 18:35:07

**Price**  
**14.4602** EUR

**Difference**  **-0.04% (-0.01)**

### General attributes

Symbol	DBKIC13
Exchange	Eurex
Currency	EUR
Security type	Future
Underlying	DEUTSCHE BANK AG
Maturity	08-2025
Contract size	100

### Market data

Bid (Bid size)	- EUR (-)
Ask (Ask size)	- EUR (-)
Open	14.4602 EUR
High	14.4602 EUR
Low	14.4602 EUR
Close (prev. day)	14.4656 EUR
Underlying	DEUTSCHE BANK AG
Underlying price (date)	14.418 (24/07/26)
Settlement price (date)	14.46 (24/07/26)
Open Interest	0

### Performance and Risk

	6m	1Y	3Y
Perf (%)	+18.95%	+34.96%	-
Perf (abs.)	+2.30	+3.75	-
Beta	-	-	-
Volatility	41.82	32.54	-

### Futures and Options

Related Futures	-
Related Options	-

5Y










Information about previous performance does not guarantee future performance.  
Source: FactSet

### Price data

Ø price 5 days   Ø volume 5 days (pcs.)	14.9690 EUR (0)
Ø price 30 days   Ø volume 30 days (pcs.)	14.9925 EUR (0)
Ø price 100 days   Ø volume 100 days (pcs.)	14.7447 EUR (0)
Ø price 250 days   Ø volume 250 days (pcs.)	12.1294 EUR (0)
YTD High   date	16.9399 EUR (2024/04/25)
YTD Low   date	11.6684 EUR (2024/02/07)
52 Weeks High   date	16.9399 EUR (2024/04/25)
52 Weeks Low   date	9.5762 EUR (2023/10/20)

### Recent Research

on underlying	on sector	on market	
Date		Headline	Download
2024/07/24		Global Equity Ratings	
2024/07/12		Global Equity Ratings	
2024/06/21		Global Equity Ratings	
2024/06/14		Global Equity Ratings	
2024/05/29		Global Equity Ratings	