

# DEUTSCHE BANK AG FUTURE (DBKI) - EUX/C13

2024/07/26 18:35:07

**Price**  
**14.4602** EUR

**Difference**  **-0.04% (-0.01)**

### General attributes

|               |                  |
|---------------|------------------|
| Symbol        | DBKIC13          |
| Exchange      | Eurex            |
| Currency      | EUR              |
| Security type | Future           |
| Underlying    | DEUTSCHE BANK AG |
| Maturity      | 08-2025          |
| Contract size | 100              |

### Market data

|                         |                   |
|-------------------------|-------------------|
| Bid (Bid size)          | - EUR (-)         |
| Ask (Ask size)          | - EUR (-)         |
| Open                    | 14.4602 EUR       |
| High                    | 14.4602 EUR       |
| Low                     | 14.4602 EUR       |
| Close (prev. day)       | 14.4656 EUR       |
| Underlying              | DEUTSCHE BANK AG  |
| Underlying price (date) | 14.418 (24/07/26) |
| Settlement price (date) | 14.46 (24/07/26)  |
| Open Interest           | 0                 |

### Performance and Risk

|             | 6m      | 1Y      | 3Y |
|-------------|---------|---------|----|
| Perf (%)    | +18.95% | +34.96% | -  |
| Perf (abs.) | +2.30   | +3.75   | -  |
| Beta        | -       | -       | -  |
| Volatility  | 41.82   | 32.54   | -  |

### Futures and Options

|                 |   |
|-----------------|---|
| Related Futures | - |
| Related Options | - |

5Y













Information about previous performance does not guarantee future performance.  
Source: FactSet

### Price data

|                                             |                          |
|---------------------------------------------|--------------------------|
| Ø price 5 days   Ø volume 5 days (pcs.)     | 14.9690 EUR (0)          |
| Ø price 30 days   Ø volume 30 days (pcs.)   | 14.9925 EUR (0)          |
| Ø price 100 days   Ø volume 100 days (pcs.) | 14.7447 EUR (0)          |
| Ø price 250 days   Ø volume 250 days (pcs.) | 12.1294 EUR (0)          |
| YTD High   date                             | 16.9399 EUR (2024/04/25) |
| YTD Low   date                              | 11.6684 EUR (2024/02/07) |
| 52 Weeks High   date                        | 16.9399 EUR (2024/04/25) |
| 52 Weeks Low   date                         | 9.5762 EUR (2023/10/20)  |

### Recent Research

| on underlying | on sector                                                                           | on market             |                                                                                       |
|---------------|-------------------------------------------------------------------------------------|-----------------------|---------------------------------------------------------------------------------------|
| Date          |                                                                                     | Headline              | Download                                                                              |
| 2024/07/24    |  | Global Equity Ratings |  |
| 2024/07/12    |  | Global Equity Ratings |  |
| 2024/06/21    |  | Global Equity Ratings |  |
| 2024/06/14    |  | Global Equity Ratings |  |
| 2024/05/29    |  | Global Equity Ratings |  |