

DOMINION ENERGY INC. FUTURE (DFFF) - EUX/C11

2024/07/17 18:45:30

Price
52.519 USDDifference  1.91% (0.98)

General attributes

Symbol	DFFFC11
Exchange	Eurex
Currency	USD
Security type	Future
Underlying	DOMINION ENERGY INC.
Maturity	05-2025
Contract size	100

Market data

Bid (Bid size)	- USD (-)
Ask (Ask size)	- USD (-)
Open	52.519 USD
High	52.519 USD
Low	52.519 USD
Close (prev. day)	51.537 USD
Underlying	DOMINION ENERGY INC.
Underlying price (date)	52.04 (24/07/17)
Settlement price (date)	52.52 (24/07/17)
Open Interest	0

Performance and Risk

	6m	1Y	3Y
Perf (%)	+13.68%	+0.42%	-
Perf (abs.)	+6.32	+0.22	-
Beta	-	-	-
Volatility	29.47	28.53	-

Futures and Options

Related Futures	-
Related Options	-










Information about previous performance does not guarantee future performance.
Source: FactSet

Price data

Ø price 5 days Ø volume 5 days (pcs.)	51.822 USD (0)
Ø price 30 days Ø volume 30 days (pcs.)	50.643 USD (0)
Ø price 100 days Ø volume 100 days (pcs.)	48.983 USD (0)
Ø price 250 days Ø volume 250 days (pcs.)	46.872 USD (0)
YTD High date	52.519 USD (2024/07/17)
YTD Low date	43.133 USD (2024/02/08)
52 Weeks High date	54.524 USD (2023/07/26)
52 Weeks Low date	39.091 USD (2023/10/30)

Recent Research

on sector		on market	
Date		Headline	Download
2024/07/18		Akciové trhy - denní zpráva	
2024/07/17		Akciové trhy - denní zpráva	
2024/07/16		Akciové trhy - denní zpráva	
2024/07/15		Akciové trhy - denní zpráva	
2024/07/12		Global Equity Ratings	