

# DUFY AG FUTURE (DUFF) - EUX/C13

2024/07/17 18:45:33

Price  
**35.8115** CHF

Difference  -0.46% (-0.17)

### General attributes

Symbol	DUFFC13
Exchange	Eurex
Currency	CHF
Security type	Future
Underlying	AVOLTA AG
Maturity	07-2025
Contract size	100

### Market data

Bid (Bid size)	- CHF (-)
Ask (Ask size)	- CHF (-)
Open	35.8115 CHF
High	35.8115 CHF
Low	35.8115 CHF
Close (prev. day)	35.9771 CHF
Underlying	AVOLTA AG
Underlying price (date)	36.12 (24/07/17)
Settlement price (date)	35.81 (24/07/17)
Open Interest	0

### Performance and Risk

	6m	1Y	3Y
Perf (%)	+15.62%	-17.95%	-
Perf (abs.)	+4.84	-7.84	-
Beta	-	-	-
Volatility	28.06	28.17	-

### Futures and Options

Related Futures	-
Related Options	-

5Y










Information about previous performance does not guarantee future performance.  
Source: FactSet

### Price data

Ø price 5 days   Ø volume 5 days (pcs.)	35.9382 CHF (0)
Ø price 30 days   Ø volume 30 days (pcs.)	35.8181 CHF (0)
Ø price 100 days   Ø volume 100 days (pcs.)	35.4976 CHF (0)
Ø price 250 days   Ø volume 250 days (pcs.)	34.9508 CHF (0)
YTD High   date	38.0271 CHF (2024/04/08)
YTD Low   date	30.5132 CHF (2024/01/22)
52 Weeks High   date	45.3564 CHF (2023/07/31)
52 Weeks Low   date	29.3110 CHF (2023/11/10)

### Recent Research

on sector	on market		
Date		Headline	Download
2024/07/12		Global Equity Ratings	
2024/06/21		Global Equity Ratings	
2024/06/14		Global Equity Ratings	
2024/05/29		Global Equity Ratings	
2024/04/26		Global Equity Ratings	