

DEERE & CO. FUTURE (DEFF) - EUX/C10

2024/09/17 18:45:50

Price
407.9595 USD

Difference  1.35% (5.44)

General attributes

Symbol	DEFFC10
Exchange	Eurex
Currency	USD
Security type	Future
Underlying	DEERE & CO
Maturity	06-2025
Contract size	100

Market data

Bid (Bid size)	- USD (-)
Ask (Ask size)	- USD (-)
Open	407.9595 USD
High	407.9595 USD
Low	407.9595 USD
Close (prev. day)	402.5179 USD
Underlying	DEERE & CO
Underlying price (date)	398.31 (24/09/18)
Settlement price (date)	407.96 (24/09/17)
Open Interest	0

Performance and Risk

	6m	1Y	3Y
Perf (%)	+3.77%	-4.31%	-
Perf (abs.)	+14.82	-18.37	-
Beta	-	-	-
Volatility	28.29	26.08	-

Futures and Options

Related Futures	-
Related Options	-

5Y









Information about previous performance does not guarantee future performance.
Source: FactSet

Price data

Ø price 5 days Ø volume 5 days (pcs.)	399.3529 USD (0)
Ø price 30 days Ø volume 30 days (pcs.)	385.1851 USD (0)
Ø price 100 days Ø volume 100 days (pcs.)	384.8793 USD (0)
Ø price 250 days Ø volume 250 days (pcs.)	392.4532 USD (0)
YTD High date	426.7288 USD (2024/04/04)
YTD Low date	353.8095 USD (2024/08/06)
52 Weeks High date	427.0406 USD (2023/09/18)
52 Weeks Low date	353.8095 USD (2024/08/06)

Recent Research

on underlying	on sector	on market	
Date		Headline	Download
2024/09/11		Global Equity Ratings	
2024/09/05		Global Equity Ratings	
2024/08/12		Global Equity Ratings	
2024/07/24		Global Equity Ratings	
2024/07/12		Global Equity Ratings	