

# DEERE & CO. FUTURE (DEFF) - EUX/C10

2024/09/10 18:39:14

**Price**  
**393.953** USD

**Difference**  **-1.01% (-4.00)**

### General attributes

Symbol	DEFFC10
Exchange	Eurex
Currency	USD
Security type	Future
Underlying	DEERE & CO
Maturity	06-2025
Contract size	100

### Market data

Bid (Bid size)	- USD (-)
Ask (Ask size)	- USD (-)
Open	393.953 USD
High	393.953 USD
Low	393.953 USD
Close (prev. day)	397.9548 USD
Underlying	DEERE & CO
Underlying price (date)	387.30 (24/09/10)
Settlement price (date)	393.95 (24/09/10)
Open Interest	0

### Performance and Risk

	6m	1Y	3Y
Perf (%)	+1.99%	-6.39%	-
Perf (abs.)	+7.68	-26.89	-
Beta	-	-	-
Volatility	28.20	26.05	-

### Futures and Options

Related Futures	-
Related Options	-

5Y











Information about previous performance does not guarantee future performance.  
 Source: FactSet

### Price data

Ø price 5 days   Ø volume 5 days (pcs.)	396.067 USD (0)
Ø price 30 days   Ø volume 30 days (pcs.)	379.560 USD (0)
Ø price 100 days   Ø volume 100 days (pcs.)	385.678 USD (0)
Ø price 250 days   Ø volume 250 days (pcs.)	392.604 USD (0)
YTD High   date	426.729 USD (2024/04/04)
YTD Low   date	353.810 USD (2024/08/06)
52 Weeks High   date	427.041 USD (2023/09/18)
52 Weeks Low   date	353.810 USD (2024/08/06)

### Recent Research

on underlying	on sector	on market	
Date		Headline	Download
2024/09/05		Global Equity Ratings	
2024/08/12		Global Equity Ratings	
2024/07/24		Global Equity Ratings	
2024/07/12		Global Equity Ratings	
2024/06/21		Global Equity Ratings	