

## DO &amp; CO AG FUTURE (DOCF) - EUX/C11

2024/09/16 18:46:40

Price  
**149.7973** EURDifference  0.26% (0.39)

## General attributes

Symbol	DOCF11
Exchange	Eurex
Currency	EUR
Security type	Future
Underlying	DO & CO AG
Maturity	07-2025
Contract size	100

## Market data

Bid (Bid size)	- EUR (-)
Ask (Ask size)	- EUR (-)
Open	149.7973 EUR
High	149.7973 EUR
Low	149.7973 EUR
Close (prev. day)	149.4108 EUR
Underlying	DO & CO AG
Underlying price (date)	144.60 (24/09/17)
Settlement price (date)	149.80 (24/09/16)
Open Interest	0

## Performance and Risk

	6m	1Y	3Y
Perf (%)	+2.21%	+64.80%	-
Perf (abs.)	+3.24	+58.90	-
Beta	-	-	-
Volatility	29.38	33.08	-

## Futures and Options

Related Futures	-
Related Options	-

5Y









Information about previous performance does not guarantee future performance.  
Source: FactSet

## Price data

Ø price 5 days   Ø volume 5 days (pcs.)	148.4352 EUR (0)
Ø price 30 days   Ø volume 30 days (pcs.)	150.4203 EUR (0)
Ø price 100 days   Ø volume 100 days (pcs.)	155.6553 EUR (0)
Ø price 250 days   Ø volume 250 days (pcs.)	132.1661 EUR (0)
YTD High   date	172.7532 EUR (2024/07/16)
YTD Low   date	125.1912 EUR (2024/01/22)
52 Weeks High   date	172.7532 EUR (2024/07/16)
52 Weeks Low   date	88.0104 EUR (2023/09/18)

## Recent Research

on sector		on market	
Date		Headline	Download
2024/09/17		Akciové trhy - denní zpráva	
2024/09/16		Akciové trhy - denní zpráva	
2024/09/13		Akciové trhy - denní zpráva	
2024/09/12		Akciové trhy - denní zpráva	
2024/09/11		Global Equity Ratings	