

DEUTSCHE BOERSE AG FUTURE (DB1H) - EUX/C11

2024/04/30 18:39:08

Price
184.2176 EUR

Difference  -0.56% (-1.04)

General attributes

Symbol	DB1HC11
Exchange	Eurex
Currency	EUR
Security type	Future
Underlying	DEUTSCHE BOERSE AG
Maturity	03-2025
Contract size	100

Market data

Bid (Bid size)	- EUR (-)
Ask (Ask size)	- EUR (-)
Open	184.2176 EUR
High	184.2176 EUR
Low	184.2176 EUR
Close (prev. day)	185.2577 EUR
Underlying	DEUTSCHE BOERSE AG
Underlying price (date)	188.15 (24/05/09)
Settlement price (date)	191.23 (24/05/09)
Open Interest	0

Performance and Risk

	6m	1Y	3Y
Perf (%)	+16.34%	+4.94%	-
Perf (abs.)	+25.88	+8.67	-
Beta	-	-	-
Volatility	15.01	16.31	-

Futures and Options

Related Futures	-
Related Options	-

5Y












Information about previous performance does not guarantee future performance.
Source: FactSet

Price data

Ø price 5 days Ø volume 5 days (pcs.)	184.8364 EUR (0)
Ø price 30 days Ø volume 30 days (pcs.)	189.3165 EUR (0)
Ø price 100 days Ø volume 100 days (pcs.)	189.1821 EUR (0)
Ø price 250 days Ø volume 250 days (pcs.)	176.7571 EUR (0)
YTD High date	196.7308 EUR (2024/02/29)
YTD Low date	183.9802 EUR (2024/04/24)
52 Weeks High date	196.7308 EUR (2024/02/29)
52 Weeks Low date	157.5184 EUR (2023/10/27)

Recent Research

on underlying	on sector	on market	
Date		Headline	Download
2024/04/26		Global Equity Ratings	
2024/04/03		Global Equity Ratings	
2024/03/13		Global Equity Ratings	
2024/02/22		Global Equity Ratings	
2024/02/14		Global Equity Ratings	