

DEUTSCHE BOERSE AG FUTURE (DB1H) - EUX/C11

2024/04/23 18:24:40

Price
191.7985 EUR

Difference  0.21% (0.39)

General attributes

Symbol	DB1HC11
Exchange	Eurex
Currency	EUR
Security type	Future
Underlying	DEUTSCHE BOERSE AG
Maturity	03-2025
Contract size	100

Market data

Bid (Bid size)	- EUR (-)
Ask (Ask size)	- EUR (-)
Open	191.7985 EUR
High	191.7985 EUR
Low	191.7985 EUR
Close (prev. day)	191.4045 EUR
Underlying	DEUTSCHE BOERSE AG
Underlying price (date)	180.70 (24/04/24)
Settlement price (date)	191.80 (24/04/23)
Open Interest	0

Performance and Risk

	6m	1Y	3Y
Perf (%)	+20.20%	+2.39%	-
Perf (abs.)	+32.24	+4.48	-
Beta	-	-	-
Volatility	13.69	18.10	-

Futures and Options

Related Futures	-
Related Options	-

5Y












Information about previous performance does not guarantee future performance.
Source: FactSet

Price data

Ø price 5 days Ø volume 5 days (pcs.)	190.4944 EUR (0)
Ø price 30 days Ø volume 30 days (pcs.)	190.1943 EUR (0)
Ø price 100 days Ø volume 100 days (pcs.)	188.8830 EUR (0)
Ø price 250 days Ø volume 250 days (pcs.)	176.6114 EUR (0)
YTD High date	196.7308 EUR (2024/02/29)
YTD Low date	185.1668 EUR (2024/01/03)
52 Weeks High date	196.7308 EUR (2024/02/29)
52 Weeks Low date	157.5184 EUR (2023/10/27)

Recent Research

on underlying	on sector	on market	
Date		Headline	Download
2024/04/03		Global Equity Ratings	
2024/03/13		Global Equity Ratings	
2024/02/22		Global Equity Ratings	
2024/02/14		Global Equity Ratings	
2024/01/23		Global Equity Ratings	