

DEERE & CO. FUTURE (DEFF) - EUX/C12

2024/07/26 18:35:07

Price
400.4676 USD

Difference  1.70% (6.68)

General attributes

Symbol	DEFFC12
Exchange	Eurex
Currency	USD
Security type	Future
Underlying	DEERE & CO
Maturity	07-2025
Contract size	100

Market data

Bid (Bid size)	- USD (-)
Ask (Ask size)	- USD (-)
Open	400.4676 USD
High	400.4676 USD
Low	400.4676 USD
Close (prev. day)	393.7897 USD
Underlying	DEERE & CO
Underlying price (date)	386.55 (24/07/26)
Settlement price (date)	400.47 (24/07/26)
Open Interest	0

Performance and Risk

	6m	1Y	3Y
Perf (%)	-2.42%	-12.28%	-
Perf (abs.)	-9.95	-56.07	-
Beta	-	-	-
Volatility	23.04	24.26	-

Futures and Options

Related Futures	-
Related Options	-

5Y












Information about previous performance does not guarantee future performance.
Source: FactSet

Price data

Ø price 5 days Ø volume 5 days (pcs.)	392.1801 USD (0)
Ø price 30 days Ø volume 30 days (pcs.)	392.1257 USD (0)
Ø price 100 days Ø volume 100 days (pcs.)	405.3667 USD (0)
Ø price 250 days Ø volume 250 days (pcs.)	403.3467 USD (0)
YTD High date	430.2961 USD (2024/04/04)
YTD Low date	370.8389 USD (2024/02/22)
52 Weeks High date	457.6745 USD (2023/08/10)
52 Weeks Low date	370.8389 USD (2024/02/22)

Recent Research

on underlying	on sector	on market	
Date		Headline	Download
2024/07/24		Global Equity Ratings	
2024/07/12		Global Equity Ratings	
2024/06/21		Global Equity Ratings	
2024/06/14		Global Equity Ratings	
2024/05/29		Global Equity Ratings	