

DAIMLER AG FUTURE (DAIP) - EUX/C13

2024/09/17 18:45:49

Price
55.4911 EUR

Difference  1.10% (0.60)

General attributes

Symbol	DAIPC13
Exchange	Eurex
Currency	EUR
Security type	Future
Underlying	MERCEDES-BENZ GROUP AG
Maturity	09-2025
Contract size	100

Market data

Bid (Bid size)	- EUR (-)
Ask (Ask size)	- EUR (-)
Open	55.4911 EUR
High	55.4911 EUR
Low	55.4911 EUR
Close (prev. day)	54.8884 EUR
Underlying	MERCEDES-BENZ GROUP AG
Underlying price (date)	57.60 (24/09/18)
Settlement price (date)	55.49 (24/09/17)
Open Interest	0

Performance and Risk

	6m	1Y	3Y
Perf (%)	-22.05%	-15.33%	-
Perf (abs.)	-15.70	-10.04	-
Beta	-	-	-
Volatility	28.97	28.51	-

Futures and Options

Related Futures	-
Related Options	-

5Y












Information about previous performance does not guarantee future performance.
Source: FactSet

Price data

Ø price 5 days Ø volume 5 days (pcs.)	54.6124 EUR (0)
Ø price 30 days Ø volume 30 days (pcs.)	57.4438 EUR (0)
Ø price 100 days Ø volume 100 days (pcs.)	59.6059 EUR (0)
Ø price 250 days Ø volume 250 days (pcs.)	62.2339 EUR (0)
YTD High date	74.8496 EUR (2024/04/08)
YTD Low date	53.7107 EUR (2024/09/12)
52 Weeks High date	74.8496 EUR (2024/04/08)
52 Weeks Low date	53.4046 EUR (2023/10/31)

Recent Research

on underlying	on sector	on market	
Date		Headline	Download
2024/09/11		Global Equity Ratings	
2024/09/05		Global Equity Ratings	
2024/08/12		Global Equity Ratings	
2024/07/24		Global Equity Ratings	
2024/07/12		Global Equity Ratings	