

DELIVERY HERO SE FUTURE (DHEF) - EUX/C12

2024/08/07 18:43:07

Price
21.1937 EURDifference  3.73% (0.76)

General attributes

| | |
|---------------|------------------|
| Symbol | DHEFC12 |
| Exchange | Eurex |
| Currency | EUR |
| Security type | Future |
| Underlying | DELIVERY HERO SE |
| Maturity | 07-2025 |
| Contract size | 100 |

Market data

| | |
|-------------------------|------------------|
| Bid (Bid size) | - EUR (-) |
| Ask (Ask size) | - EUR (-) |
| Open | 21.1937 EUR |
| High | 21.1937 EUR |
| Low | 21.1937 EUR |
| Close (prev. day) | 20.4312 EUR |
| Underlying | DELIVERY HERO SE |
| Underlying price (date) | 20.53 (24/08/07) |
| Settlement price (date) | 21.19 (24/08/07) |
| Open Interest | 0 |

Performance and Risk

| | 6m | 1Y | 3Y |
|-------------|---------|---------|----|
| Perf (%) | +12.47% | -48.76% | - |
| Perf (abs.) | +2.27 | -19.45 | - |
| Beta | - | - | - |
| Volatility | 80.71 | 72.79 | - |

Futures and Options

| | |
|-----------------|---|
| Related Futures | - |
| Related Options | - |













5Y

Information about previous performance does not guarantee future performance.
Source: FactSet

Price data

| | |
|---|--------------------------|
| Ø price 5 days Ø volume 5 days (pcs.) | 20.7133 EUR (0) |
| Ø price 30 days Ø volume 30 days (pcs.) | 20.4458 EUR (0) |
| Ø price 100 days Ø volume 100 days (pcs.) | 26.4845 EUR (0) |
| Ø price 250 days Ø volume 250 days (pcs.) | 27.5630 EUR (0) |
| YTD High date | 34.6456 EUR (2024/04/10) |
| YTD Low date | 17.2270 EUR (2024/02/02) |
| 52 Weeks High date | 41.1233 EUR (2023/08/10) |
| 52 Weeks Low date | 17.2270 EUR (2024/02/02) |

Recent Research

| on sector | | on market | |
|------------|---|-----------------------|---|
| Date | | Headline | Download |
| 2024/07/24 |  | Global Equity Ratings |  |
| 2024/07/12 |  | Global Equity Ratings |  |
| 2024/06/21 |  | Global Equity Ratings |  |
| 2024/06/14 |  | Global Equity Ratings |  |
| 2024/05/29 |  | Global Equity Ratings |  |