

THALES S.A. FUTURE (CSFF) - EUX/C11

2024/07/16 18:50:07

Price
154.7099 EUR

Difference  **-0.44% (-0.69)**

General attributes

Symbol	CSFFC11
Exchange	Eurex
Currency	EUR
Security type	Future
Underlying	THALES S.A.
Maturity	05-2025
Contract size	100

Market data

Bid (Bid size)	- EUR (-)
Ask (Ask size)	- EUR (-)
Open	154.7099 EUR
High	154.7099 EUR
Low	154.7099 EUR
Close (prev. day)	155.3965 EUR
Underlying	THALES S.A.
Underlying price (date)	150.90 (24/07/17)
Settlement price (date)	154.71 (24/07/16)
Open Interest	0

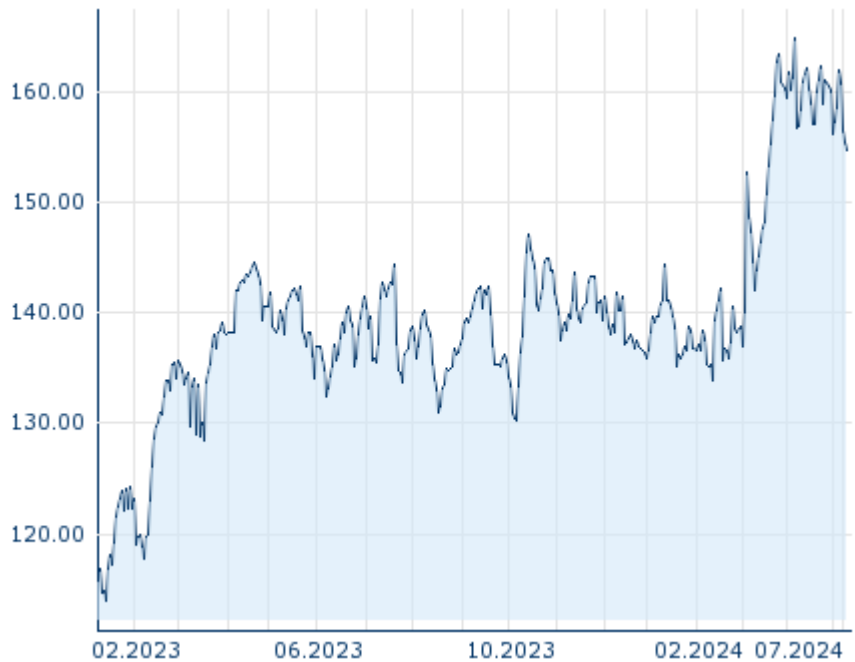
Performance and Risk

	6m	1Y	3Y
Perf (%)	+9.65%	+9.32%	-
Perf (abs.)	+13.62	+13.19	-
Beta	-	-	-
Volatility	29.18	23.85	-

Futures and Options

Related Futures	-
Related Options	-

5Y












Information about previous performance does not guarantee future performance.
Source: FactSet

Price data

Ø price 5 days Ø volume 5 days (pcs.)	155.5101 EUR (0)
Ø price 30 days Ø volume 30 days (pcs.)	157.6586 EUR (0)
Ø price 100 days Ø volume 100 days (pcs.)	154.3284 EUR (0)
Ø price 250 days Ø volume 250 days (pcs.)	142.7330 EUR (0)
YTD High date	164.7930 EUR (2024/04/08)
YTD Low date	133.8156 EUR (2024/02/13)
52 Weeks High date	164.7930 EUR (2024/04/08)
52 Weeks Low date	130.2227 EUR (2023/10/06)

Recent Research

on sector		on market	
Date		Headline	Download
2024/07/12		Global Equity Ratings	
2024/06/21		Global Equity Ratings	
2024/06/14		Global Equity Ratings	
2024/05/29		Global Equity Ratings	
2024/04/26		Global Equity Ratings	