

THALES S.A. FUTURE (CSFF) - EUX/C10

2024/07/16 18:50:07

Price
156.315 EUR

Difference  **-0.44% (-0.68)**

General attributes

Symbol	CSFFC10
Exchange	Eurex
Currency	EUR
Security type	Future
Underlying	THALES S.A.
Maturity	04-2025
Contract size	100

Market data

Bid (Bid size)	- EUR (-)
Ask (Ask size)	- EUR (-)
Open	156.315 EUR
High	156.315 EUR
Low	156.315 EUR
Close (prev. day)	156.9999 EUR
Underlying	THALES S.A.
Underlying price (date)	150.90 (24/07/17)
Settlement price (date)	156.32 (24/07/16)
Open Interest	0

Performance and Risk

	6m	1Y	3Y
Perf (%)	+11.03%	+10.80%	-
Perf (abs.)	+15.53	+15.24	-
Beta	-	-	-
Volatility	29.19	23.72	-

Futures and Options

Related Futures	-
Related Options	-








Information about previous performance does not guarantee future performance.
Source: FactSet

Price data

Ø price 5 days Ø volume 5 days (pcs.)	157.113 EUR (0)
Ø price 30 days Ø volume 30 days (pcs.)	157.997 EUR (0)
Ø price 100 days Ø volume 100 days (pcs.)	154.028 EUR (0)
Ø price 250 days Ø volume 250 days (pcs.)	142.600 EUR (0)
YTD High date	164.304 EUR (2024/04/08)
YTD Low date	134.221 EUR (2024/02/13)
52 Weeks High date	164.304 EUR (2024/04/08)
52 Weeks Low date	129.840 EUR (2023/10/06)

Recent Research

on sector		on market	
Date		Headline	Download
2024/07/12		Global Equity Ratings	
2024/06/21		Global Equity Ratings	
2024/06/14		Global Equity Ratings	
2024/05/29		Global Equity Ratings	
2024/04/26		Global Equity Ratings	